


Menu 



Search over 101,800 items for sale... 

[Home Page](#) / [Construction](#) / [Skid Steer Loaders](#) / [Skid Steer Loader](#)

## 2020 New Holland L228 Two-Speed Skid Steer Loader

ITEM# **8737917**  
LOCATION **Abbottstown, Pennsylvania, United States, 17301**



(82 - photos & videos)

[Print](#)

[Add to Watch List](#)

### ITEM DETAILS

METER READING **0 Hours**  
SERIAL # **NKM479513**  
**Open Operator Station, Tier 3, 2019 US EPA Label, 9 Pin Electric Kit, Manual Coupler, 84 in Bucket**



RB Assist









Financing 

- Inspection Report
- Important Information

## INSPECTION REPORT

*Please note that as the buyer, you are responsible for reviewing the entire inspection report when evaluating an item.*

### GENERAL APPEARANCE


DESCRIPTION	RATING	DETAILS	
Serial Number / VIN		NKM479513	
Paint		fertilizer	
Body Panels		Rear engine cover damaged, Rear door latch rusted open	
Steps		No visible damage or missing components	
Hand Rails		No visible damage or missing components	
Exterior Lights		1 Inoperable / damaged / missing	



### SAFETY
















RB Assist

DESCRIPTION	RATING	DETAILS
Travel Alarm		Operational
Horn		Operational
Seat Belts		Inoperable, Rusted, will not retract
Safety Lock Out/Stop		Operational 
Current Safety Manual		No
Current Operator/Maintenance Manual		No











**CONTROL STATION**

DESCRIPTION	RATING	DETAILS
Seat/Armrests		No visible damage or missing components 
Mirrors		
Steering Controls		
Hydraulic Controls		Controls stick from rusting handles 
Auxiliary Hydraulic Control		
Drivetrain Controls		
Dash Console		
Engine Oil Pressure		The fault indicator shuts off after the engine oil pressure rises. 
Warning Lights		Operational, water in fuel, voltage light stays on 
Gauges		Operational 
Hour Meter (pre-inspection)		751.1 hrs 
Hour Meter		0 hrs, Operational hour meter, Could not get hours to cycle on display due to warnings - No guarantees made as to actual hours/miles/kilometers; the inspection report reflects what can be visually observed.
Limited Function Check		The main components are in place and operational as noted.   RB Assist



**ENGINE**

DESCRIPTION	RATING	DETAILS
Engine		2019 US EPA Label
Emission Label		
Blow-by (subjective visual observation)		No noticeable vapor or pressure 
Starter		Operational
Exhaust System		No visible damage or missing components 
Radiator		
Oil Leaks		oil fill tube 
Fuel Leaks		Fuel line, Fuel filter 
Cooling System Leaks		No dripping leaks
Engine - Left Side		
Engine - Right Side		
Limited Function Check		The engine started and ran.

**DRIVETRAIN**







Operational test is limited to low speed in a confined flat area without load. Differential interlocks, full transmission shifting and functionality of all drive axles cannot be fully verified. Inspector listens for abnormal noises, observes leaks and notes physical damage.

DESCRIPTION	RATING	DETAILS
Drive Motors		Could not get picture
Limited Function Check		The drivetrain was operational.

**HYDRAULICS**

RB Assist

See photos for condition

DESCRIPTION	RATING	DETAILS
Pumps (Hydraulics)		
Valves		Could not get picture
Hydraulic Tank		
Hoses (Hydraulics)		
Auxiliary Hydraulic Plumbing		Not operationally checked 
Loader Lift Cylinders		Dripping leak on the left cylinder, Dripping leak on the right cylinder 
Bucket Tilt Cylinders		
Limited Function Check		The hydraulic system was operational.
 (10)		

## CHASSIS



RB Assist

IronPlanet pin connection pivot point wear inspections are limited to sound, sight and feel observations. Dial indicator testing is not performed.

DESCRIPTION	RATING	DETAILS
Frame Condition		
Belly Pans		
Left Front Tire		Size: 12x16.5nhs Brand: galaxy Model: xd2010 Tread Depth: 17/32
Left Rear Tire		Tread Depth: 17/32
Right Rear Tire		Tread Depth: 17/32
Right Front Tire		Tread Depth: 17/32
Wheel Condition		No visible damage or missing components
Lift Arm Condition		
Chassis to Arm Pins		
Quick Coupler to Arms Pins		
Limited Function Check		The main chassis components were operational in a limited check.



**SPECIALTY**

DESCRIPTION	RATING	DETAILS
Quick Coupler		Not operational, Rusted and froze up
Loader Bucket Condition		Base cutting edge worn
Loader Bucket Cutting Edge/Shanks/Teeth		Edge missing



**NON-DISPUTABLE**

**Need help?** [Contact Us](#)

**North America** **English**

RB Assist

**Company**



---

**Support**



---

**Our family of sites**



---

**Popular categories**



---

**Stay connected**



**Download Our Mobile App**



App Store

Google play

---

Copyright © 1999-2023 IronPlanet, Inc. All Rights Reserved. IronPlanet®, Asset Appraisal Services<sup>SM</sup>, TruckPlanet®, GovPlanet®, Ritchie Bros. Energy<sup>SM</sup>, IronClad Assurance® and Auctions you can trust® are service marks of IronPlanet, Inc. All other marks and brands are the property of their respective owners.



RB Assist