











rb RITCHIE BROS





GO FITCHIEBROS.











SOLIDEAL





Two hexagonal bolts securing the top of the instrument cluster housing.

15  
km/h  
20  
25  
30  
10  
5  
0

110512

oil  
0

oil  
0








**fb** RITCHIE BROS.  
Auctioneers





Doosan Corporation Industrial Vehicle BG.  
MADE IN KOREA

**WARNING**

IMPROPER OPERATION OR  
MAINTENANCE COULD RESULT  
IN INJURY OR DEATH.  
READ AND UNDERSTAND THE  
OPERATION AND MAINTENANCE  
MANUAL BEFORE OPERATING.

TRUCK CONFORMS TO ANSI / ITSEF 508.1




950209-09270 ENGLISH

MODE	SERIAL NO.		TYPE	INDUSTRIAL TRUCK
D55C-7	FGBGV-3460-00131		LP	X
TRUCK WEIGHT ±5%	7200		LB	7800
ALLOWABLE WORKING CAPACITY WITH MAST VERTICAL				
B	BACK TILT	MAST TYPE	FF	TIRE TYPE S
TIRE TREAD		TIRE PRESS		TIRE SIZE
45.4	IN	IRI	X	PSI X
1153	MM	IRI	X	PSI X
ATTACH		LD		X
A	B	C	D	CAPACITY
IN	IN	IN	IN	12100
24	152	24	X	IN
MM	MM	MM	X	MM
600	4125	660	X	MM
ELECTRIC TRUCK ONLY		TRUCK WT 55%	W/D BAT	CB X
BAT TYPE		VOCT	MAX. BH/2P	X
BAT WT		LB	BAT	X
MIN/MAX		KG	SIZE	X



- 360
- Video
- Rephoto









FOURTRUCKPROS



DN 2109






HYDRAULIC CONTROL VALVE  
THIS VALVE IS DESIGNED TO CONTROL THE  
FLOW OF HYDRAULIC FLUID TO THE  
HYDRAULIC CYLINDERS AND MOTORS OF  
THE MACHINERY TO WHICH IT IS ATTACHED.  
IT IS NOT TO BE USED FOR ANY OTHER  
PURPOSE.  
Kubota  
KUBOTA TRACTOR CO.  
1000 N. 10TH ST.  
MILWAUKEE, WI 53233  
TEL: 414/761-1000  
FAX: 414/761-1001  
WWW.KUBOTAUSA.COM

QR CODE  
Kubota  
#63800  
Part No. 2470003  
Code No. 2505-1-0000  
MADE IN JAPAN







Doosan Corporation Industrial Vehicle B.O.  
MADE IN KOREA

**WARNING**

IMPROPER OPERATION OR  
MAINTENANCE COULD RESULT  
IN INJURY OR DEATH.  
READ AND UNDERSTAND THE  
OPERATION AND MAINTENANCE  
MANUAL BEFORE OPERATING.

TRUCK CONFORMS TO ANSI/ISO# 508.1



950299-09270 ENGLISH



MODEL		SERIAL NO.		TYPE		INDUSTRIAL TRUCK	
D55C-7		FGBDY-3460-0013		LP		X	
TRUCK WEIGHT ±5%		720		LB		780	
						KG	
ALLOWABLE WORKING CAPACITY WITH MAST VERTICAL							
B BACK TILT		MAST TYPE		FF1		TIRE TYPE S	
TIRE TREAD		TIRE PRESS		TIRE SIZE			
45.4		IN (F) X		RSL X XPA		900R15	
1193		MM (R) X		RSL X XPA (R)		7.00R12	
ATTACH		X		LD		X	
A		B		C		D	
CAPACITY							
IN		IN		IN		IN	
24		162		24		12100	
						LB	
MM		MM		MM		MM	
600		4125		600		5500	
						KG	
						MM	
ELECTRIC TRUCK ONLY		TRUCK WT ±5%		W/D BAT		C/L	
X		X		X		X	
BAT TYPE		VOLT		MAX. AH CAP		AT X/HR RATE	
X		X		X		X	
BAT WT		LB		BAT		IN	
MIN/MAX		X		SIZE		X	
						MM	



360   
Video   
Rephoto



11434

FGBOU-3460-0031







SALES  
EQUIPMENT  
**AceLifting**  
972-457-0000  
SERVICE  
ENTRANCE  
(817) 595-5995

875102  
12/11





